

# **RESPIPROGRAM**

È necessario segnalare qualsiasi incidente grave verificatosi in relazione al dispositivo medico da noi fornito al fabbricante e all'autorità competente dello Stato membro in cui si ha sede.

All serious accidents concerning the medical device supplied by us must be reported to the manufacturer and competent authority of the member state where your registered office is located.

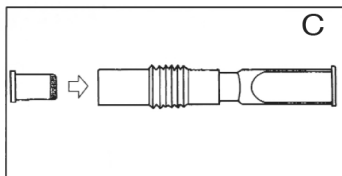
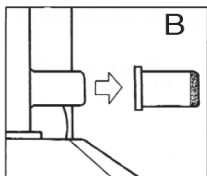
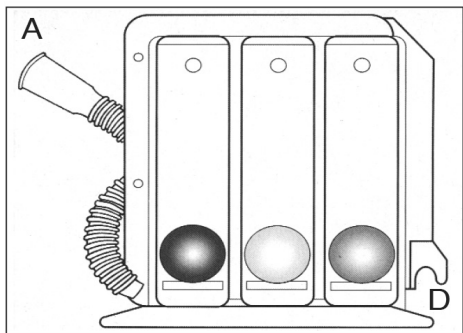
Il est nécessaire de signaler tout accident grave survenu et lié au dispositif médical que nous avons livré au fabricant et à l'autorité compétente de l'état membre où on a le siège social.


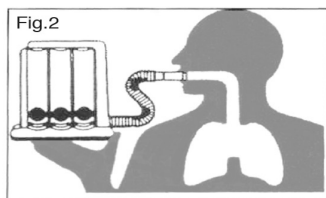
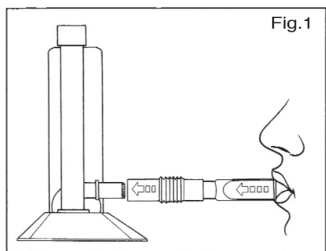
Es necesario informar al fabricante y a la autoridad competente del Estado miembro en el que se encuentra la sede sobre cualquier incidente grave que haya ocurrido en relación con el producto sanitario que le hemos suministrado.

Jeder schwere Unfall im Zusammenhang mit dem von uns gelieferten medizinischen Gerät muss unbedingt dem Hersteller und der zuständigen Behörde des Mitgliedsstaats, in dem das Gerät verwendet wird, gemeldet werden.

É necessário notificar ao fabricante e às autoridades competentes do Estado-membro onde ele está sediado qualquer acidente grave verificado em relação ao dispositivo médico fornecido por nós.

Σε περίπτωση που διαπιστώσετε οποιοδήποτε σοβαρό περιστατικό σε σχέση με την ιατρική συσκευή που σας παρέχουμε θα πρέπει να το αναφέρετε στον κατασκευαστή και στην αρμόδια αρχή του κράτους μέλους στο οποίο βρίσκεστε.





### **PRODUCT DESCRIPTION**

Respirogram device is a flow oriented respiration exerciser designed to encourage deep inspiration (inhale). Deep breath helps to expand the lung alveoli as well as to clear the airway passage of mucus.

### **INDICATIONS**

To prevent postoperative respiratory complications, eg. atelectats, pneumonia or pulmonary dysfunction.

### **CONTRAINDICATIONS**

For eventual contraindications, address to your doctor or therapist.

### **CONTENS OF THE BAG**

- A) Respirogram;
- B) Insertion point with filter;
- C) Tube with mouthpiece;
- D) Detail of the tube insertion;
- E) Seat for mouthpiece with tube

### **DIRECTIONS FOR USE**

Remove the device from package and connect the filter end of tubing to the exerciser.

You can label the device with your name in the white base to avoid the inadvertent use by another patient. Seat comfortably to promote optimal lung expansion. If you are unable to assume or maintain this position, perform the procedure in any position as long as the device remains upright. Tilting the respiration exerciser decreases the required effort and reduces the exercise's effectiveness.

Exhale normally and place lips tightly around mouthpiece.

- 1) INHALE maximally trying to raise one, two or three balls according the instructions received from your doctor or nurse.
- 2) HOLD breath at least for 2 to 3 seconds and
- 3) EXHALE slowly through the nose, while removing the mouthpiece from lips
- 4) Relax after each deep breath and breathe normally.
- 5) Repeat the process at the frequency prescribed by your doctor.
- 6) Cough after the exercise to remove accumulated secretions. You may use a small pillow for splinting chest incisions.

### **CAUTION**

Use this device only under the prescription and directions given by your doctor. If you feel light-headedness during the procedure, stop and rest before continuing. In paediatric use, the child must be supervised during exercise. As any medical device, keep it out of the reach of children.

### **CLEANING THE RESPIROGRAM**

The Respirogram is a "single patient" device and should be used during the period prescribed by your doctor.











After use wash carefully the mouthpiece with clear warm (approx. 40°C) spin water and leave it dry. You may place the tube with the mouthpiece in its seat at the right of the body, the mouthpiece facing down. If necessary, Respirogram can be dismantled opening the white base, allowing the separate washing of the body and the balls. When assembling the device back, once the pieces completely dry, be sure to place each ball in its corresponding cylinder: The red in the 600cc marked cylinder, the yellow in the 900cc and the green in the 1200cc. When not in use, keep the device in a dry clean place. The device may be disposed in the plastic clearance container.

### Notes

The Respirogram is not a flow measuring device. The flow figures shown in each cylinder are only given as indication for the doctor or nurse. The filter located in the insertion point of the tubing serves only to prevent inhalation of extraneous material.

### MATERIAL

Base and small balls of non-toxic polypropylene.  
 Central part of non-toxic polystyrene.  
 Tube and mouth piece of polyethylene.

	Product code		Keep in a cool, dry place
	Lot number		Keep away from sunlight
	Manufacturer		Medical Device compliant with Regulation (EU) 2017/745
	Non-sterile		Caution: read instructions (warnings) carefully
	Medical Device		Expiration date

## Medguard Professional Healthcare

Tel: 01 835 2378

Email: [orders@medguard.ie](mailto:orders@medguard.ie)

Fax: 01 969 5009

Web: [www.medguard.ie](http://www.medguard.ie)

Unit 6/7, Block 4, Ashbourne Business Park, Ashbourne, Co. Meath, Ireland